

FIP-500 Fiber inspection scope

FOR FULLY AUTOMATED MULTI-FIBER AND SINGLE-FIBER INSPECTION



Fastest inspection in the industry for both single-fiber and multi-fiber connectors, with the most reliable results. Self-contained, fully automated tool for zero-button testing all day without the need to recharge batteries or offload results.

KEY FEATURES

Best-in-class optical performance for accurate and repeatable results

Zero-button inspection: 100% automated from insertion to data saving (auto-detect, auto-brightness, auto-focus, auto-center, auto-capture, auto-analysis, auto-save and auto-reset ^a)

Fastest inspection in the industry (within 10 seconds for MPO-12 from connection to analyzed and saved result)

Supports MPO with up to 4 rows of 8/12/16 fibers with the same tip

Wide array of adapter tips for single-fiber ^b and multi-fiber connectors (e.g., LC, SC, ST, OptiTap[®], OptiTip[®], MPO)

Smartphone-grade 2.4-inch color touchscreen

Quick-connect design: quarter-turn click for switching between any tips

a. Auto-detect and auto-reset available in Q2 of calendar year 2021.

b. Single-fiber support in March 2021.

c. Available in Q2 of calendar year 2021.

Test all day without any interruption:

- Long-lasting battery
- Stores up test results locally - 1800 (MPO-12) or 10 000 (single-fiber)

On-board connector endface analysis (as per IEC standards)

PDF reporting via mobile devices ^c

APPLICATIONS

Central offices, exchanges and headends

Data centers

Wireless (e.g., 5G, FTTA, DAA, small cells)

Fiber-to-the-home (FTTH)

RELATED PRODUCTS



Cleaning Kits

SPOT ON, EVERY TIME.

Delivering the most reliable pass/fail results in the industry, the FIP-500 relies on innovative image capture techniques:

- › Enhanced illumination technique based on two LEDs.
- › Violet LEDs (405-nm light) for better contrast.
- › Custom-carved lenses for optimal image quality.
- › Dual-core CPU.

This unprecedented visibility of the connector endface translates into optimal accuracy and repeatability.

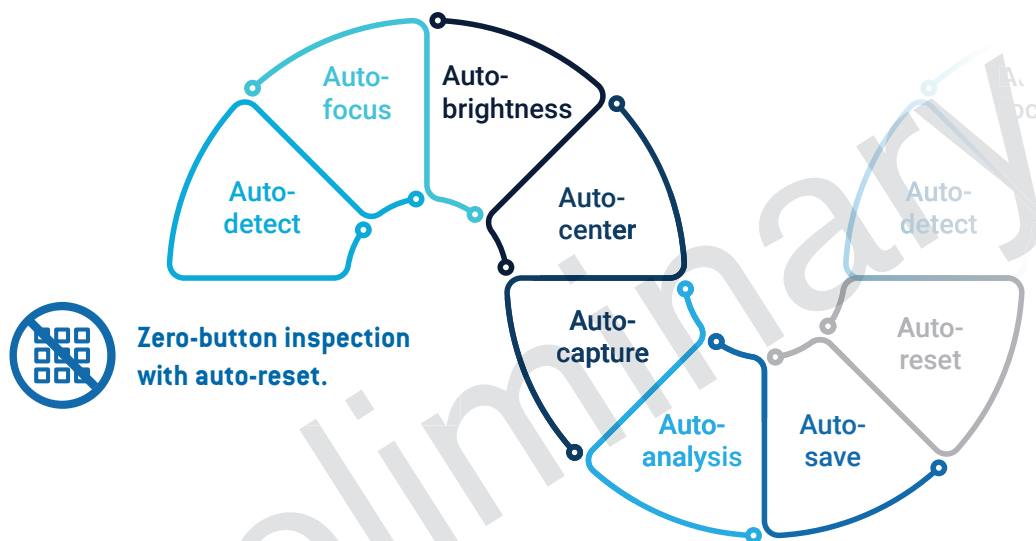
Did you know?

Dirty or damaged connectors remain the no.1 cause of network outages worldwide.

With fiber going deeper everywhere and with the hassles in inspecting single- or multi-fiber connectors removed by the FIP-500, not testing is no longer a viable option.

EXPRESS MPO INSPECTION

Fully automated, the FIP-500 does everything on its own. It enables a truly zero-button inspection, in record time.



Inspecting an MPO-12?

Simply insert a connector in the FIP-500 and—within 10 seconds—a pass/fail result is automatically obtained and saved without the need for any settings or further manipulation.

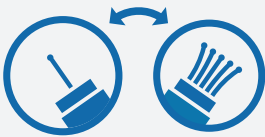
LESS HANDLING, MORE DOING.

**Smartphone-grade touchscreen**

The FIP-500 has an integrated high-quality capacitive color touchscreen designed to be visible in the full sun or in dark areas, from any angle.

**Connectivity^a**

The FIP-500 can be connected via Bluetooth[®] to a smartphone for sharing results.

**Quick-connect tips**

Swap tips in a quarter-turn click, a small but life-changing innovation. No loose parts, not a second wasted. Tip switching can be done with one hand, if needed.

**Intuitive GUI**

Leveraging the capabilities of the touchscreen, the GUI is very user-friendly for any technician, regardless of their experience.

**Longer reach**

By design, the FIP-500 provides longer reach and better handling for inspection in dense fiber environments or on top of telecom towers.

**Integrated flashlight**

Integrated flashlight to illuminate the port under inspection.

**WiFi software updates**

WiFi connectivity for easy software updates without the need to connect to any external device.



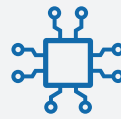
a. Available in Q2 of calendar year 2021.

TEST ALL DAY WITH LOTS OF BATTERY LIFE AND MEMORY



Long battery life

The FIP-500 is powered by a Lithium-Polymer rechargeable battery which can support a full day of continuous use.



High storage capacity

With an internal memory that can save up to 1800 MPO test results or 10 000 single-fiber test results, there is no need to stop and offload results. Bluetooth connectivity ensures that these results can be shared easily.

These features, added to an ergonomic hand grip, all come together in helping the technician to close jobs all day without any interruption. This battery life and memory space combo is unique in the industry, and will give field teams equipped with the FIP-500 yet another solid advantage on the competition.

COST OF OWNERSHIP

The FIP-500 not only removes the hassles from connector inspection but every aspect of it has been designed to make savings in time and expenses, lowering its overall cost of ownership.



No training required

Zero-button, fully automated inspection combined to an intuitive GUI makes it easy for any technician to make the most of the FIP-500, without training.



Less tips and no loose parts

By default, the FIP-500 provides a longer reach than regular tips, reducing the overall number of tips that a technician needs to carry around. The simple yet innovative quarter-turn mechanism to switch between any tips means that there are no loose parts when changing them, hence lowering the risk of losing items.



Field-replaceable batteries

The battery is field-replaceable, so no need to send it back to the factory when the battery reaches the end of its lifecycle (counted in years).



Future-proof

The FIP-500 supports the inspection of MPO connectors with up to 4 rows by default. Periodical releases will enable new software functionalities.

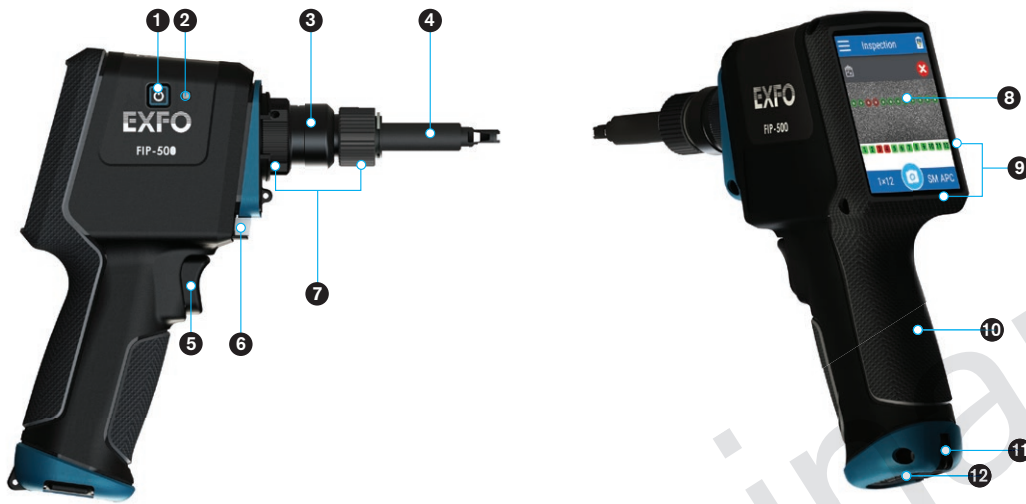


Warranty

Comes with 3 years of warranty with EXFO's proven ruggedness.

PRODUCT OVERVIEW

- 1 Power button
- 2 Battery led status
- 3 Optical head - to switch between multi-fiber and single-fiber
- 4 Interchangeable tip to fit connector
- 5 Trigger (for optional use)
- 6 Dual-function LED:
 - Pass/Fail status
 - White flashlight to illuminate the port under inspection
- 7 Quick-connect mechanism to attach optical head and tip
- 8 Touchscreen
- 9 Protective bumper around screen
- 10 Bumper material with texture on the handle to ensure good grip
- 11 Hook for wrist strap
- 12 USB C port for recharge (under handle)



SPECIFICATIONS

End-to-end inspection and analysis time	MPO-12: <10 s MPO-24: <14 s
Field of view	1.9 mm x 4.8 mm
Camera sensor	2 sensors of 5 megapixel
Light source	2 violet LEDs at 405 nm
Lighting technique	Coaxial, pulsed
Display	2.4 in IPS color LCD 166 dpi + capacitive touchscreen
CPU	1.4 GHz dual core
Size (H x W x D)	196 mm x 230 mm x 59 mm (7 ³ / ₄ in x 9 ¹ / ₁₆ in x 2 ⁵ / ₁₆ in)
Weight	600 g (1.32 lb)
Connectivity	Bluetooth® and WiFi
Battery type	Lithium-ion polymer (Li-Po) rechargeable battery
Autonomy	>7 hours
Connector	USB-C
Local storage capability	Multi-fiber: 1800 measurements Single-fiber: 10 000 measurements

GENERAL SPECIFICATIONS

Temperature operating	0 °C to 40 °C
Temperature storage	-20 °C to 60 °C
Humidity range	0 % to 95 % non-condensing



GP-2300



GP-2269



GP-2227

ACCESSORIES (INCLUDED)

GP-2300	Protective cap and cord assembly
GP-2269	USB-A to USB-C cable (for charging only—no data transfer)
GP-2227	USB AC adapter (includes interchangeable plugs for Australia, Europe, North America and UK)

ACCESSORIES (SOLD SEPARATELY OR INCLUDED WITH KITS)

GP-10-071	Small size soft carrying case
-----------	-------------------------------

ORDERING INFORMATION

FIP-500-KIT-X

FIP-500 kits

- FIP-500 kit 1** = MPO UPC inspection: Includes FIP-500-1 with interchangeable multi-fiber optical head (OHMF), MPO/UPC Smartip (STIP-MPO-U), soft carrying case (GP-10-071)
- FIP-500 kit 2** = MPO APC inspection: Includes FIP-500-1 with interchangeable multi-fiber optical head (OHMF), MPO/APC Smartip (STIP-MPO-A), soft carrying case (GP-10-071)
- FIP-500 kit 3** = MPO UPC & APC inspection: Includes FIP-500-1 with interchangeable multi-fiber optical head (OHMF), MPO/UPC Smartip (STIP-MPO-U), MPO/APC Smartip (STIP-MPO-A), soft carrying case (GP-10-071)

FIP-500-1-XX-XX-XX-XX

Model
FIP-500

Configuration^a
Supports interchangeable optical heads

Optical head^b
OHMF = Multi-fiber optical head
OHSF = Single-fiber optical head

Multi-fiber tips^c
STIP-MPO-U = MPO/UPC Smartip
STIP-MPO-A = MPO/APC Smartip
STIP-OTIP-A = OptiTip/APC Smartip
STIP-QODC12-U = QODC-12/UPC Smartip
STIP-QODC12-A = QODC-12/APC Smartip

Single-fiber tips (cord)^c
STIP-U2.5-U = Smartip for universal 2.5-mm/UPC patchcord
STIP-U2.5-A = Smartip for universal 2.5-mm/APC patchcord
Example: FIP-500-1-OHMF-OHSF-STIP-MPO-U-STIP-MPO-A-STIP-U2.5-A-STIP-U2.5-U

Single-fiber tips (bulkhead)^d
STIP-SC-A = Smartip for SC/APC bulkhead connector
STIP-OTAP-A = Smartip for OptiTap bulkhead connector

- a. More than one optical head or Smartip can be ordered together with the FIP-500.
- b. Both optical heads can be purchased together.
- c. Multi-fiber optical head required.
- d. Single-fiber optical head required.

EXFO headquarters T +1 418 683-0211 **Toll-free** +1 800 663-3936 (USA and Canada)

EXFO serves over 2000 customers in more than 100 countries. To find your local office contact details, please go to www.EXFO.com/contact.

EXFO is certified ISO 9001 and attests to the quality of these products. EXFO has made every effort to ensure that the information contained in this specification sheet is accurate. However, we accept no responsibility for any errors or omissions, and we reserve the right to modify design, characteristics and products at any time without obligation. Units of measurement in this document conform to SI standards and practices. In addition, all of EXFO's manufactured products are compliant with the European Union's WEEE directive. For more information, please visit www.EXFO.com/recycle. **Contact EXFO for prices and availability or to obtain the phone number of your local EXFO distributor.** For the most recent version of this spec sheet, please go to www.EXFO.com/specs.

The Bluetooth® word mark and logos are registered trademarks owned by the Bluetooth SIG, Inc.
iOS is a registered trademark of Cisco System, Inc. and/or its affiliates in the U.S. and certain other countries.
OptiTap and OptiTip are registered trademarks of Corning Cable Systems.